



# PUBLIC SNAKE COURSES

PUBLIC - SOUTH AFRICA



[www.AFRICANSNAKEBITEINSTITUTE.com](http://www.AFRICANSNAKEBITEINSTITUTE.com)




# WHO WE ARE...

**T**HE African Snakebite Institute is the leading training provider of snake awareness, first aid for snakebite and venomous snake handling training in Africa.

We offer training to both corporate clients in various industries across Africa, as well as to members of the public at various training locations throughout South Africa. We offer the widest variety of public snake courses at various venues throughout South Africa. These courses range from **Snake Awareness, First Aid for Snakebite and Venomous Snake Handling** all the way to Advanced **Venomous Snake Handling**.

**C**COURSES are presented by **Johan Marais**, one of Africa's leading herpetologists with over 40 years' experience and by **Luke Kemp**, a zoology graduate from Rhodes University.

**Johan** is the most prominent author of snake books in Africa and has written the best-sellers; *A Complete Guide to Snakes of Southern Africa*, *Snakes and Snakebite in Southern Africa* and *First Aid for Snakebite*, to mention just a few.



**Luke Kemp** is a keen herpetologist and photographer who has been working for the African Snakebite Institute for more than four years and, in addition to presenting courses, develops much of the ASI course material and does the identification of snakes from all over Africa on the ASI App. He is also co-authoring a new book with **Johan** on the Reptiles & Amphibians of southern Africa.





# COURSES OFFERED



**T**HE courses are open to members of the public from all walks of life; whether they're avid hikers, hunters, fishermen, campers, birders, trail runners, mountain bikers, property owners who are encountering snakes or just snake enthusiasts wishing to increase their knowledge and experience.

## **Snake Awareness, First Aid for Snakebite and Venomous Snake Handling**

Our introductory snake awareness, first aid for snakebite and venomous snake handling course is our most popular course. The morning theory session covers snake awareness, behaviour, biology, identification, myths, first aid for snakebite, scorpion sting and spider bite and a discussion on the medical treatment of snakebite. In the handling session, delegates are taught safe protocols for catching and releasing venomous snakes using the correct equipment. Delegates do not make physical contact with venomous snakes

## **Snake Handling Bootcamp**

The next course in the range is our Snake Handling Bootcamp. This is a hands-on day of practical snake handling. Delegates are taken through the basics of catching and releasing venomous snakes and are taught how to tail snakes (catching certain species by the tail and using a hook or snake tong), and then spend the rest of the day working their way through several practical snake removal scenarios.

## **Advanced Snake Handling**

Delegates who have completed our introductory Snake Awareness, First Aid for Snakebite and Venomous Snake Handling course, as well as the Snake Handling Bootcamp can move onto our Advanced Snake Handling course. In this course, delegates are taught how to bag, probe, tube, tail and neck venomous snakes. This course is popular with people who intend working with snakes professionally or who intend keeping venomous snakes.

## **Advanced First Aid for Snakebite**

In our Advanced First Aid for Snakebite course, we cover snake venoms and their effects, mouth-to-mouth resuscitation and C.P.R., pressure immobilisation, during which delegates will be taught how to apply the correct pressure and the use of a pocket mask and a bag valve mask.

It is a hands-on course with various practical scenarios.

## **Reptile Photography course**

Our Reptile Photography course covers: Equipment (cameras, lenses, flash, tripods, memory cards), theory (speed, depth of field, ISO) composition (background and focal points) lights and lighting (artificial and available light, flashes, diffusers) macro photography and equipment, Photoshop and Lightroom, archiving images, and tricks of the trade. A practical session follows the theoretical session.






# ACCREDITATION

Our safe snake handling protocols were developed by Johan Marais while working as curator at some of Africa's leading snake parks and as a result of visits to various reptile parks and research facilities in the USA, Mexico, U.K., Spain, France, The Netherlands, Belgium, China, Singapore, Thailand, Australia and various African countries.

The ASI courses are FGASA (Field Guides Association of Southern Africa) endorsed and are accredited by ISZS (the International Society of Zoological Sciences) and recognised by the AFGA (African Field Guides Association) and the NFTGA (National Federation of Tourist Guides & Affiliates).

The Snake Awareness, First Aid for Snakebite and Venomous Snake Handling course is registered with both the HPCSA (Health Professions Council of South Africa) and registered health professionals earn 4 CPD points, and SAIOSH (South African Institute of Occupational Safety and Health) and registered participants receive 2 CPD points. It is also registered with the PCIPC (Pest Control Industry Professional Council) and registered members receive 3 CPD points when completing this course.

Johan is the snake expert for the Tygerberg Poison Centre and the Red Cross Poison Centre as well as advisor to various hospitals and clinics throughout Africa.



**Snake Awareness courses fall under the requirements of the Occupational Health and Safety Act (Act 85 of 1993), Section 8 (1) and (2) E and it is imperative that such training is provided by an accredited service provider.**





# COURSES

## SNAKE AWARENESS

It is a 2 – 3 hour program that includes a section on the major groups of scorpions, prevention of stings, the do's and don'ts of basic first aid for scorpion sting, spider awareness, the dangerous spiders and first aid, bee sting, snake awareness, snake biology and behaviour, myths and superstition, identification of snakes in the area, basic first aid for snakebite and a discussion on the medical treatment of snakebite.

## FIRST AID FOR SNAKEBITE

The do's and don'ts of first aid for snakebite are covered in the Snake Awareness course as well as a discussion on the medical treatment of snakebite. The latter segment is purely to enlighten delegates so that they fully understand how medical doctors treat snakebite and what can be done during first aid to assist with subsequent treatment.

The ASI snakebite protocols and first aid for snakebite procedures are regularly updated with leading snakebite experts in the world.

## VENOMOUS SNAKE HANDLING

The snake handling session lasts about two hours (depending on the size of the group) and delegates are taught how to safely capture and contain venomous snakes using snake tongs, snake hooks, snake tubes and snake buckets. At no stage do delegates make physical contact with the snakes (i.e. grabbing by the tail or neck) - this is an unnecessary risk and goes against the health and safety protocols of most corporate sites.

The purpose of this segment is to teach delegates safe protocols on how to cope with and safely remove venomous snakes in an emergency situation.

## SNAKES

Venomous snakes are provided for the training and will include species appropriate for the region such as the Puff Adder, Snouted Cobra, Rinkhals and Cape Cobra (but will vary).





# **SNAKE HANDLING BOOTCAMP**

Our Snake Handling Bootcamp is the follow-on course for delegates that have completed our Snake Awareness, First Aid for Snakebite and Venomous Snake Handling course.

A one-day course which focuses on improving on previous course experience and expanding snake handling skills to include tailing of venomous snakes. Delegates are also taken through multiple practical snake removal scenarios.



# **ADVANCED SNAKE HANDLING**

This course is largely for someone working at a reptile park or who keeps venomous snakes or who needs to work with them frequently.

The Advanced Snake Handling course includes bagging, tubing, probing, tailing, and necking venomous snakes.



*Juvenile  
Boomslang*



# **ADVANCED FIRST AID FOR SNAKEBITE**

This training is not part of the Snake Awareness and Venomous Snake Handling course and includes training on how to apply pressure immobilisation bandages and the use of a bag valve mask reserve with and/or without oxygen. It is a half day course and successful delegates receive a certificate in Advanced First Aid for Snakebite.



## **REPTILE PHOTOGRAPHY COURSE**

Our Reptile Photography course is a half day course covering both theoretical and practical components of reptile photography. From equipment to camera settings, composition, lights and lighting, archiving images, tricks of the trade as well as a practical reptile shoot and feedback session.









# SNAKE HANDLING EQUIPMENT

Recommendations will be made as to what equipment is required when capturing and relocating snakes.

The African Snakebite Institute is the leading provider of quality snake handling equipment in Africa and we stock a full range of snake handling equipment as well as Bag Valve Masks, posters, books, scorpion torches, snake gaiters and PPE.







# VENUES

We present public courses at various venues around the country. We host monthly courses in Gauteng and the Western Cape, and bi-monthly courses in KwaZulu-Natal. We also present courses in Bloemfontein, East London, Port Elizabeth, Kimberley, Hoedspruit and Nelspruit from time to time.



# REQUIREMENTS

In order for us to present courses in specific areas, we require a minimum of 12 delegates to attend the course.

We also require a lecture venue large enough to accommodate the delegates, and a white screen for the presentation. Delegates are asked to bring their own pens and note pads should they wish to take notes. For the snake handling session we require an area outside (preferably in shade) about a quarter of a tennis court in size. The African Snakebite Institute will provide all the snake handling equipment required for use on the day.

# COURSE MATERIAL

Each delegate receives a course certificate, First aid for Snakebite booklet, an ASI Weatherproof Snake Guide and a A3 Dangerous Snakes of Southern Africa poster.







# COSTS

## Snake Awareness and Venomous Snake Handling

The Snake Awareness, First Aid for Snakebite and Venomous Snake Handling course costs **R1695.00** per person and includes coffee/tea and a light lunch.

For those who want to do the Snake Awareness and First Aid for Snakebite section without handling, the cost is **R1035.00** per person.

Scholars under 18 years of age pay a reduced fee of **R1200.00** for the full course or **R595.00** for Snake Awareness and First aid section only.

## Snake Handling Bootcamp

The Snake Handling Bootcamp costs R1450.00 per person and includes coffee/tea and a light lunch.

## Advanced Snake Handling

The Advanced Snake Handling course costs R1,495.00 (VAT included) per delegate. Tea/coffee and a light lunch will be provided.

## Advanced First Aid for Snakebite

The Advanced First Aid for Snakebite course costs R1,400.00 (VAT included) per delegate. Tea/coffee and a light lunch will be provided.

## Reptile Photography Course

The Reptile Photography course costs R1,495.00 (VAT included) per delegate. Tea/coffee and a light lunch will be provided.

# CONTACT US

For public course enquiries and quotes please E-mail Bianca  
on [fin@asiorg.co.za](mailto:fin@asiorg.co.za)

[www.AFRICANSNAKEBITEINSTITUTE.com](http://www.AFRICANSNAKEBITEINSTITUTE.com)



© Johan Marais African Snakebite Institute